


<p><b>Lesson:</b> Exploring and developing ideas and concepts of Abstract Art, particularly the work created by Piet Mondrian. Has Mondrian’s work influenced the comics of today?</p>	<p><b>Comic:</b> Comic 3 and 4 : The Liver Birds (<b><u>Wisdom, finding what is the same not different</u></b>) John Lennon (<b><u>Peace, Being the ‘mustard seed’ for peace/having a voice</u></b>)</p>
<p><b>Overview of Key Skills</b> <i>Concepts</i> – Colour, pattern, line, shape, form, texture <i>Talking about art</i> – The past, other cultures <i>Skills and processes</i> – Drawing in a sketchbook, collage Artist Focal Point - Abstract Art, Piet Mondrian</p>	<p><b>Cross-curricular links</b> Maths: 2-D shapes, tessellation, angles, measurements English: Narrative Writing, developing plots. PSHE: <b><u>Wisdom &amp; Peace</u></b></p>
<p><b>Learning Objectives:</b></p>	<ul style="list-style-type: none"> <li>● <b>What is a Mondrian Famous for?</b></li> <li>● To understand the concept he used - using straight lines to create squares and rectangles.</li> <li>● To question and make thoughtful observations about different and select ideas to use in their own work</li> <li>● To understand how this form of artwork could possibly assist in the development of a comic.</li> </ul>
<p><b>Key Teaching Points / Research Opportunities</b></p>	<p>Introduce the unit and the learning objectives attached to it. Explain that we are using Abstract art as our Art project that will directly link into the seven comics.</p> <p><b>Ask/ Research Opportunities</b></p> <ul style="list-style-type: none"> <li>● What is Abstract Art?</li> <li>● Have you ever seen any abstract art? Where? (Discuss the pictures within Appendix 1)</li> <li>● How are mosaics different from other art forms?</li> <li>● How are they made?</li> <li>● What materials are they normally made from</li> <li>● Who is Piet Mondrian?</li> <li>● What is wisdom?</li> <li>● What is peace?</li> </ul> <p>Ask your child to look at pictures of different kinds of layout used within the comics/ feel different textures and identify features of these. Ask them what they notice about the different pages – colours, design, size.</p> <p>Now look at the artwork produced within Comic 3 and 4 - are there any similarities? What are the differences? Appendix 2 can be used to help you.</p> <p>Read through Comic 3 and 4 : The Liver Birds (<b><u>Wisdom, finding what is the same not different</u></b>) John Lennon (<b><u>Peace, Being the ‘mustard seed’ for peace/having a voice</u></b>)</p>
<p><b>Independent Work</b></p>	<p>Ask them to create different designs that could possibly be used as comic strips for a new superhero comic. The designs need to follow the rules that Mondrian followed when creating his Abstract Art.</p> <p>Once designed, use the individual boxes to create a small storyline using either ‘Wisdom or Peace’ as your muse.</p>

	<p>Explain that we are going to design our own comic book page which we will use the work of Mondrian to Inspire us. Explain the success criteria. Allow the children to suggest their own ideas using the two ideas created within Comic 3 and 4:</p> <p style="text-align: center;"><b><u>Wisdom and Peace</u></b></p> <ul style="list-style-type: none"> <li>• Page should be simple and only use squares or rectangles</li> <li>• Individual shapes should be easily recognisable</li> <li>• Borders should be visible between the tiles</li> <li>• Link to the themes of either <b><u>Wisdom or Peace</u></b></li> </ul>
<p><b>Plenary</b></p>	<p>Ask your child to present their work to the family, explaining their initial ideas.</p> <p>Do you think you could create a Comic page / short story using this technique?</p> <p>Recall the success criteria that we set for this project. (outlined below)</p> <ul style="list-style-type: none"> <li>• Mondrian is best known for his compositions using only vertical and horizontal lines at 90° angles,</li> <li>• Primary colours and sometimes greys or black against a white background.</li> <li>• Curved lines, three dimensions and representations are all absent from these works.</li> <li>• Did your script keep to the theme of either Wisdom or Peace?</li> </ul> <p>Using child's work as an example, work through the self-evaluation form together, explaining how it works.</p> <p>Take a digital photograph of their page alongside a Mondrian example and leave a space on the evaluation form for it. Ask the children to annotate the photo with answers to the evaluation questions.</p>
<p><b>Resources, including ICT</b></p>	<p>Images of mondrian artwork</p> <p>Comic Book 3</p> <p>Comic Book 4</p> <p>Art paper Pencils (drawing and coloured)</p> <p>Research from Internet  <a href="https://kinderart.com/art-lessons/drawing/mondrian-inspired-abstract-art/">https://kinderart.com/art-lessons/drawing/mondrian-inspired-abstract-art/</a>  <a href="https://inventionlandinstitute.com/steam-lesson-plan-make-your-own-mondrian/">https://inventionlandinstitute.com/steam-lesson-plan-make-your-own-mondrian/</a></p>
<p><b>Key Questions</b></p>	<ul style="list-style-type: none"> <li>• What is the key concept behind Abstract art?</li> <li>• Is your design simple enough for it to be used and read like a comic should?</li> <li>• Have you followed the guidelines and created a story about Wisdom or Peace?</li> <li>• What is wisdom?</li> <li>• What is peace?</li> </ul>


	<ul style="list-style-type: none"> <li>• Is this technique suitable to help develop comic book pages?</li> </ul>
<b>Vocabulary</b>	Mondrian, Abstract, Vertical, Horizontal, interstices, Primary, Paper, Design, Pattern, Wisdom, Peace
<b>Success Criteria</b>	<ul style="list-style-type: none"> <li>• Able to understand what a makes Mondrian different to other artists</li> <li>• Able to use some ideas to draft initial sketches</li> <li>• Able to understand how we can use Mondrian art to style comic book pages</li> <li>• Able to understand the principles of comic book design</li> <li>• Able to create their own sketched design for a simple Mondrian artwork using simple lines</li> <li>• Able to demonstrate that they have designed to the success criteria</li> <li>• Able to use the relevant materials to create their own comic book page</li> <li>• Able to suggest ways of improving their own work and that of others</li> </ul>
<b>Assessment Opportunities</b>	<ul style="list-style-type: none"> <li>• Drawings in sketchbooks and questioning during the discussion with parents</li> <li>• Pupils explore ideas and make notes of ideas for Mondrian artwork</li> <li>• Pupils explore ideas and collect visual and other information for their work.</li> <li>• They investigate and use a variety of materials and processes to communicate their ideas and meanings..</li> <li>• They investigate visual and tactile qualities in materials and processes, communicate their ideas and meanings.</li> <li>• Completion of comic page using Mondrian style effects.</li> </ul>

## Appendix 1





In the picture above, think about a playstation controller.

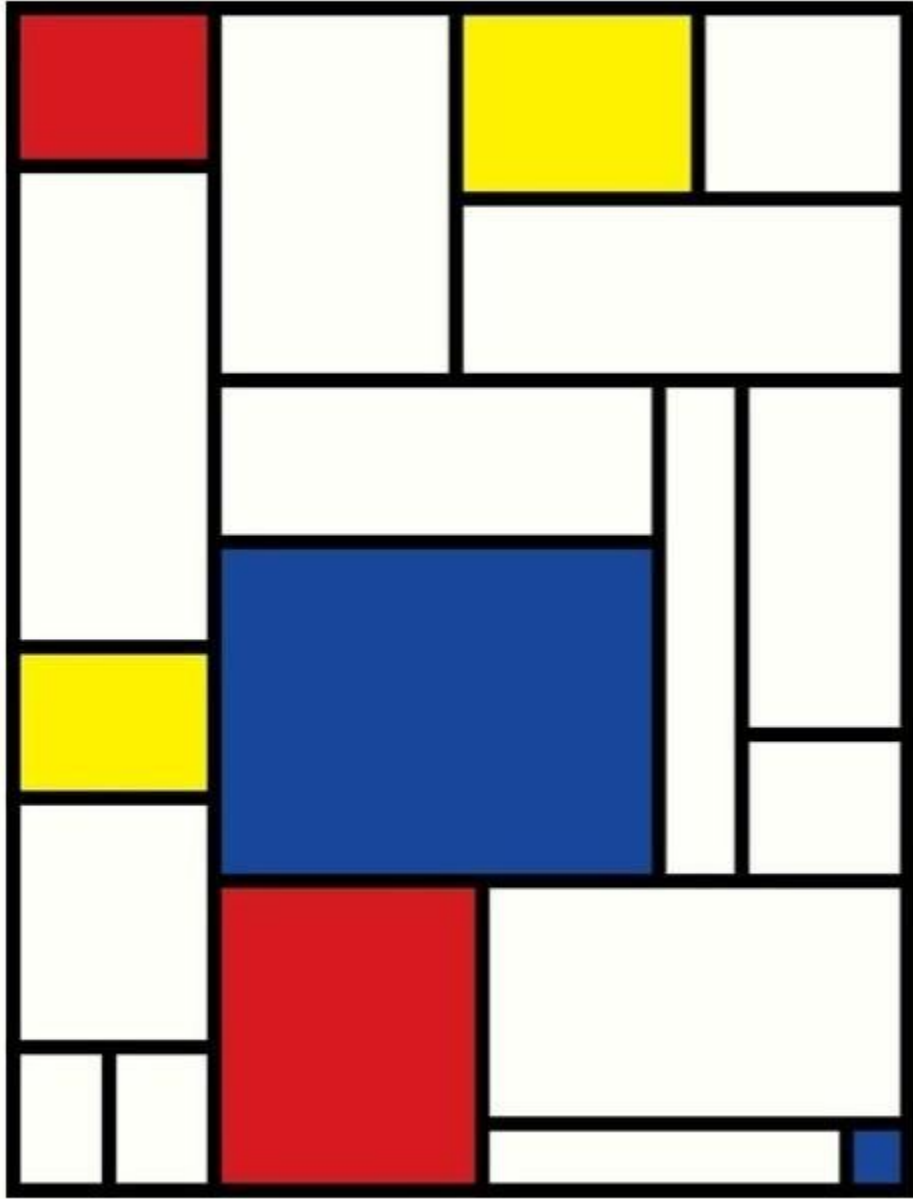





## Appendix 2












**Evaluating my finished Abstract Comic book page**

My finished page looks like this



**What do you like about your**

**page?**

---

---

---

---

---

---

---

---

---

---

---

**How would you improve your work next  
time?** \_\_\_\_\_

---

---

---

---

---

---

---

---

---

---

**What new skills have your**

**learnt?**

---

---

---

---

---

---

---

---

**How effective do you think using Abstract art has been  
in creating your comic book**

**page?** \_\_\_\_\_

\_\_\_\_\_

\_\_\_\_\_

\_\_\_\_\_

\_\_\_\_\_

\_\_\_\_\_

\_\_\_\_\_

\_\_\_\_\_